

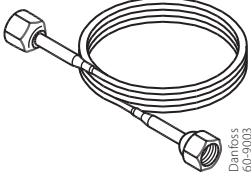
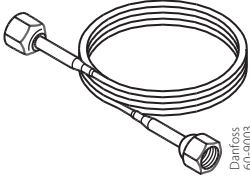
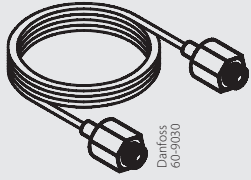
Spare parts and accessories

Pressure switch

KP

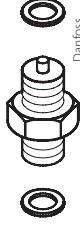



Description	Qty.	Code no.	Description	Qty.	Code no.		
	Front cover for single switch	1	060-008666 ¹⁾		Angle bracket	060-105666	
	Front cover for dual switch	1	060-011366 ¹⁾		Bracket	1	
					Screw, M4 x 6	4	
	Top cover for single switch	060-109766		Washer	4		
	Top plate	1			Locking plate with screw	060-018966	
	Screw	2			Plate (1)	1	
	Top cover for dual switch	060-109866		Screw (2)	1		
Top plate	1						
Screw	2						
	Protective cap for single switch	1	060-003166		Seal screw for locking plate	2	060-105766
	Protective cap for dual switch	1	060-003266				
	IP55 Enclosure for single switch	1	060-033066		Screwed cable entry, Pg 13.5		060-105966
					Cable entry	1	
					Nut	1	
	IP55 Enclosure for dual switch	1	060-035066				
	Wall bracket		060-105566				
	Bracket	1					
	Screw, M4 x 6	4					

¹⁾ Can be used only if compliance with UL 353 is not needed.

Description	Code no. Multi pack	Code no. Industrial pack
Capillary tube, copper ¼ inch or 6 mm flare nut	21 mm tube "tail"	
	0.5 m	060-019066 ¹⁾
	1.0 m	060-004866 060-019166 ¹⁾
	1.5 m	060-019266 ¹⁾
	2.0 m	060-016366 060-019366 ¹⁾
	50 mm tube "tail"	
	0.5 m	060-007066 ¹⁾
	1.0 m	060-017166 060-007166 ²⁾
	1.5 m	060-007266 ¹⁾
	2.25 m	060-017666 -
	with Schraeder valve opener	
	0.5 m	060-000466 ¹⁾
	1.0 m	060-000566 ¹⁾
1.5 m	060-002366 -	
Capillary tube, steel not for NH ₃	¼ inch or 6 mm flare nut	
	1.0 m	060-016766 -
	1.5 m	060-016866 -
Capillary tube, steel for NH ₃	M10 × 0.75	
	1.0 m	060-007866 -
	G ¾ and M10 × 0.75	
	1.0 m	060-008266 -

¹⁾ 50 pcs.

²⁾ 40 pcs.

Description	Qty.	Code no.
	Nipple M10 × 0.75 / G ¼ A 060-010466	
	1	
	2	
	1	060B121066
	Weld nipple M10 × 0.75 for NH ₃ 060-005766	
	1	
	1	
	1	
	2	060-104866